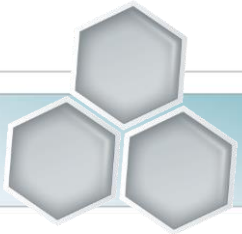


# Smart Factory – MB PalaMax<sup>®</sup>

Presentation



# Smart Factory – PalaMax Intro



# Social and economic challenges




WHERE DO WE  
COME FROM?

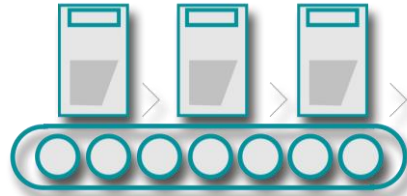


WHERE DO  
WE GO?





**Mechanization**



**Electricity & Assembly Lines**



**Microelectronics & Computers**



**Digitalization & Connectivity**

1800

**INDUSTRY 1.0**

**Machines powered  
by Water & Steam**

*Railway, Textile Mills*

1900

**INDUSTRY 2.0**

**Acceleration of  
Working Processes**

*Telecommunication*

1970

**INDUSTRY 3.0**

**Automated  
Production**

*Personal Computers, Mobile  
Communication, Internet*

2000

**INDUSTRY 4.0**

**Internet of  
Things**

*Everything becomes „Smart“*





## SMART PRODUCTION MANAGEMENT



## SMART MATERIAL MANAGEMENT



## TRANSPARENCY OF YOUR PRODUCTION

- Real time monitoring during production
- Track & trace each individual product
- Minimize maintenance



## PRODUCTIVITY

**+50 %**



## EFFICIENCY & SPEED

**+30 %**

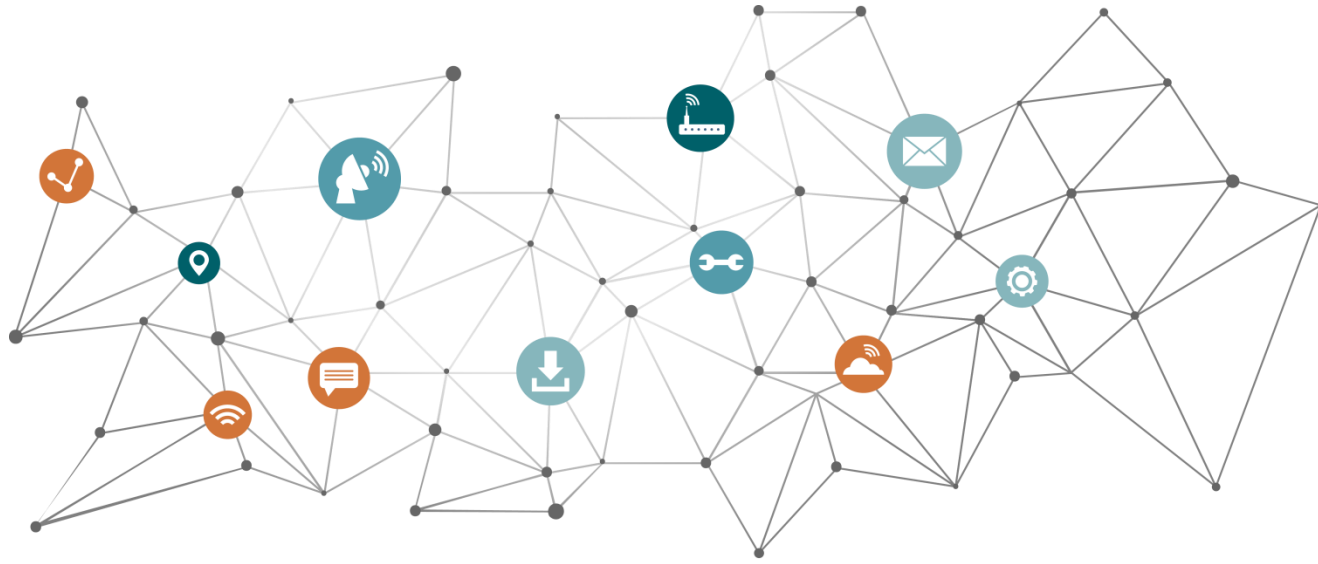


## COST REDUCTION

**+20 %**

- SECURING FUTURE COMPETITIVENESS
- NEW BUSINESS MODELS
- NEW SERVICES

Mühlbauer's Smart Factories for Semiconductors, RFID, Smart Card & ID Documents



*“Industry 4.0 – Smart Factory or the Industrial Internet of Things (IIoT)”*,

*Aims to both increase the automation and facilitate the interaction between humans and systems and between systems. The overall goals of Smart Factory are production benefits such as increased efficiency, higher transparency and reduced costs.*



*If you can't **measure** something, you can't  
**understand** it.*

*If you can't understand it, you can't  
**control** it.*

*If you can't control it, you can't  
**improve** it.*





- Better data: automatically, accurate and unbiased data collection
- Monitor live performance
- Analyze OEE data in Real Time
- Continuous visualization allows fast reaction
- Historical data analysis
- Active system supports you with notifications and reports
- Run more units but save rejects and money
- Easy to configure, easy to use, easy to leverage
- Runs everywhere
- Integration of MB and 3rd Party equipment



## TRANSPARENCY OF YOUR PRODUCTION



## Production Transparency

- Constant up-to-date & transparent overview of the production
- Allows immediate reaction on aberrations, saving Time and Money
- Tracks and documents your productivity.
- Automated data collection delivers unbiased and accurate reports.



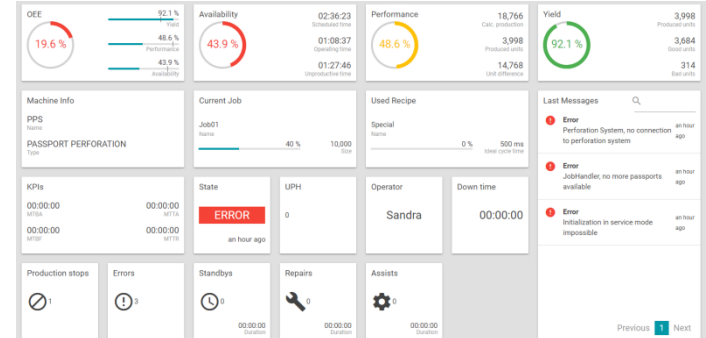
## Preventive Maintenance

- Enables planning of scheduled production down times
- Supports the maintenance planning and execution to be more efficient
- Less unplanned downtime caused by equipment failure
- Less unnecessary maintenance and inspections

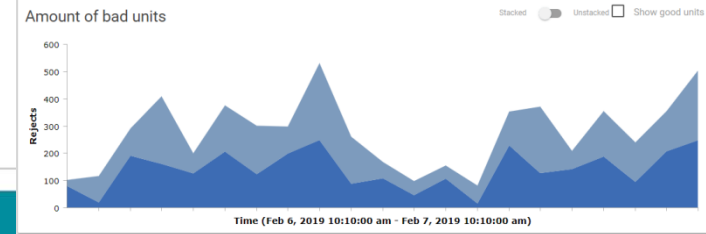


## Track&Trace

- Track and Trace of individual units
- Allows the comparison of manufacturing runs among each other
- Detect and define reasons for production faults
- Centrally stored and secured audit trail of all user actions.



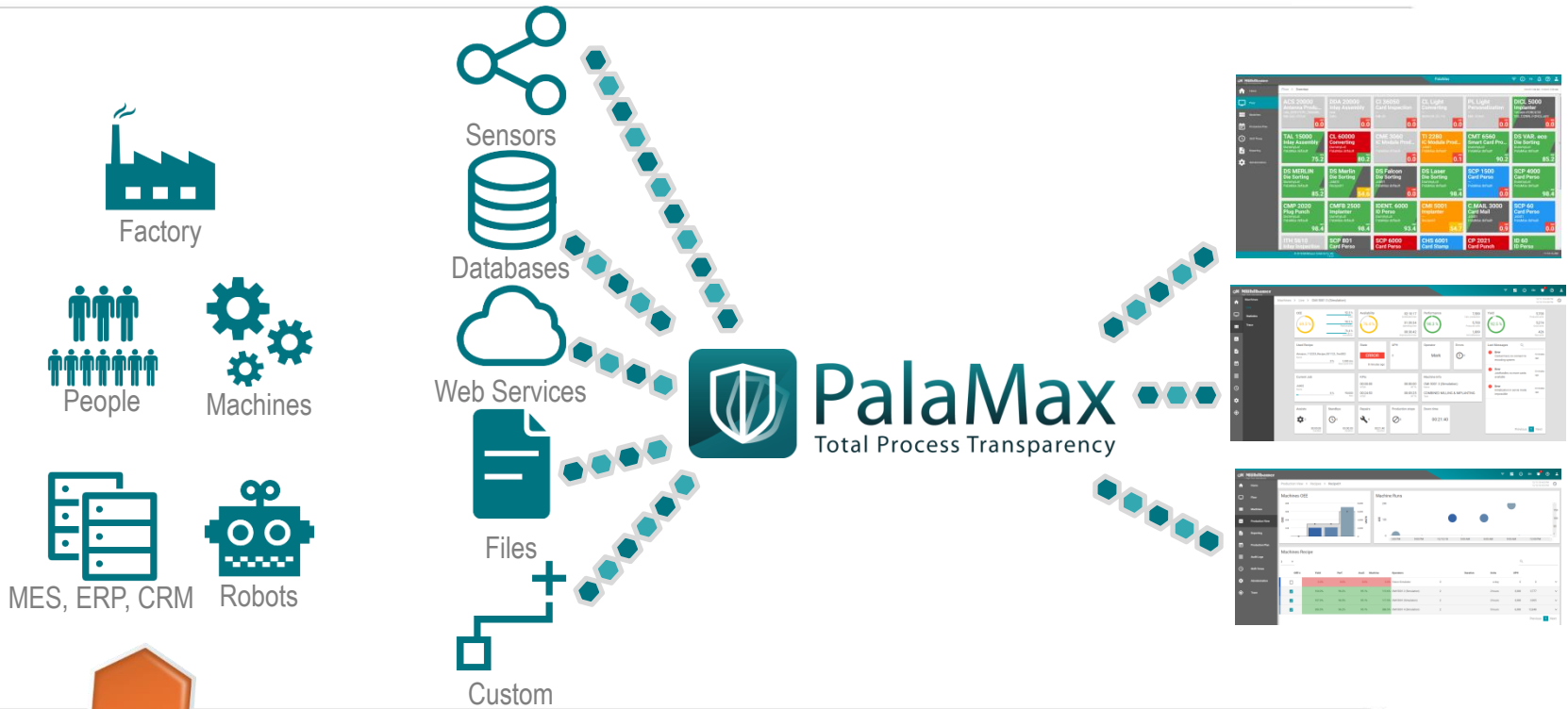
Active	Task	Machine	Progress	Status	Assignee
<input checked="" type="checkbox"/>	Refill Glue	PLS	10 Progress since an hour	Completed	Carl
<input checked="" type="checkbox"/>	Check Punching Tools	PFS	0% Done	Open	
<input checked="" type="checkbox"/>	Check & Recalibrate Laser Power	PFS	60% of 600 hours	Open	
<input checked="" type="checkbox"/>	Clean Machine Clean Machine regularly	PCS	100% of 100 hours	Open	



# Data Collection

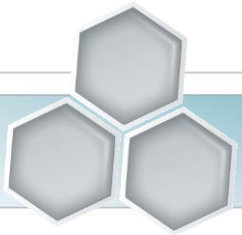
# Data Organizing

# Data Usage





# PalaMax - Walkthrough





PalaMax.Monitor



PalaMax.Stats



PalaMax.Report



PalaMax.Remote



PalaMax.Maintain



PalaMax.Track&Trace



PalaMax.Recipe



PalaMax.Cost





## PalaMax.Monitor

Monitors the real time performance of your machines on the shop floor, e.g. state of machine or metrics.

- Constant up-to-date & transparent overview of the production
- Allows immediate reaction on aberrations, saving Time and Money



## PalaMax.Stats

Statistical tool to easily analyze historical data. Select your desired time interval and get customized statistics, e.g. OEE, yield, performance and availability.

- Enables trend analysis on a whole batch of details to get hints for performance optimizations
- Makes improvement effects comparable





## **PalaMax.Report**

The reporting module tracks and documents the productivity

- Tailor-made reporting to display individual requirements
- Creation of custom reports
- Creation and upload of customized Microsoft Excel templates



## **PalaMax.Remote**

Machines on the shop floor can be operated remotely from a control center. This first step of shop floor automation and significantly reduces staff requirements

- Direct access to all machines from one central place
- Significant time savings
- Improvement of staff effectiveness & security





## **PalaMax.Track&Trace**

Trace your product through the entire production process.

- Allows the comparison of manufacturing runs between each other
- Detect and define reasons for production faults



## **PalaMax.Maintain**

Manages the maintenance tasks on the shop floor. The aim is to switch a process from random stoppages to scheduled and preventive maintenance.

- Enables planning of production down times in a deterministic manner
- Supports the maintenance planning and execution to be more efficient







## PalaMax.Cost

Collects process timings and allocates machine cost to generate unit cost.

- Enables profit from a tighter cost control
- Makes your production more profitable.



## PalaMax.Recipe

Manages recipes and their versions, enables production engineering to prepare and test a **repeatable factory set up**. Factories can switch between products within a matter of minutes. PalaMax.Recipe can set up verification systems in a repeatable manner, providing comparable quality performance indicators.

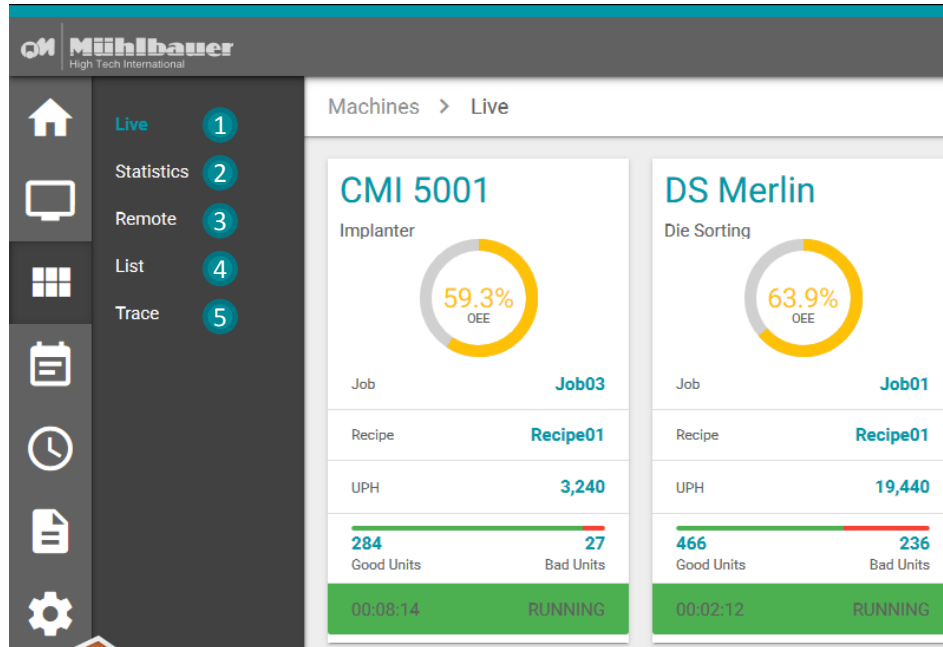
- Ensures the repeatability of produced and qualified qualities
- Makes production more comprehensible & specific





## Factory Overview:

- Displays all connected machines in particular card features.
- Makes factory production data available in real-time.
- **Instant Visibility:** Compact state overview with Key Performance Indicators (KPI) such as:
  - OEE (Overall Equipment Effectiveness)
  - Yield
  - Performance
  - Availability

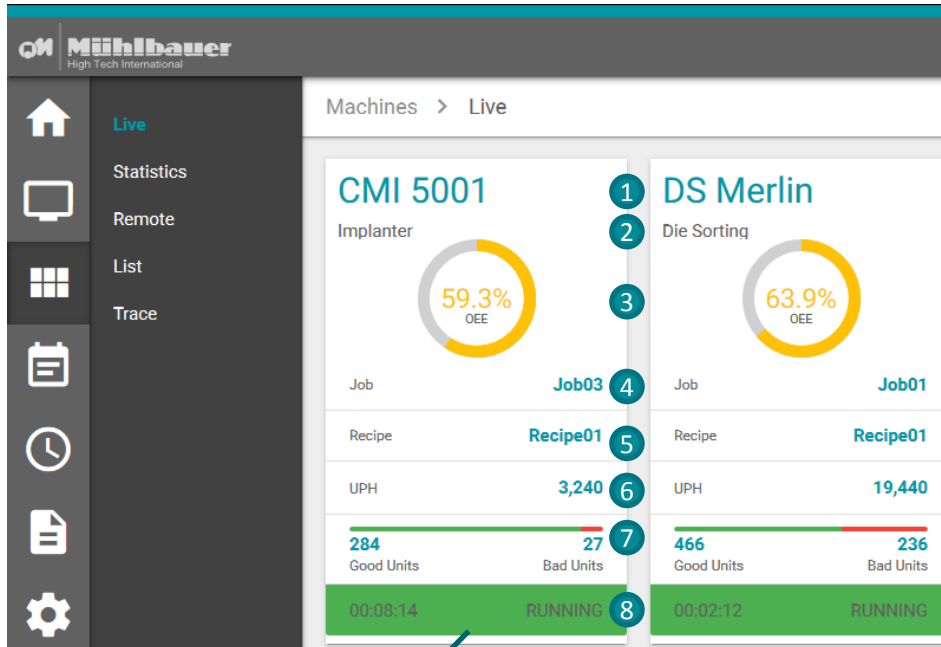


The screenshot shows the PalaMax Machines Live dashboard. On the left is a dark sidebar with a navigation menu containing icons and numbered items: Home (1), Statistics (2), Remote (3), List (4), and Trace (5). The main content area is titled 'Machines > Live' and displays two machine cards. The first card is for 'CMI 5001' (Implanter) with a 59.3% OEE, Job03, Recipe01, 3,240 UPH, 284 Good Units, 27 Bad Units, and a 'RUNNING' status. The second card is for 'DS Merlin' (Die Sorting) with a 63.9% OEE, Job01, Recipe01, 19,440 UPH, 466 Good Units, 236 Bad Units, and a 'RUNNING' status. A decorative graphic of three overlapping hexagons (orange, teal, light blue) is located at the bottom left of the dashboard area.

## Menu – Machines:

(Filter for machines and time does apply)

1. Live: Displays real time information
2. Statistics: Displays historical data
3. Remote: Remote connection
4. List: Machine List
5. Trace: Visualization of reject reasons



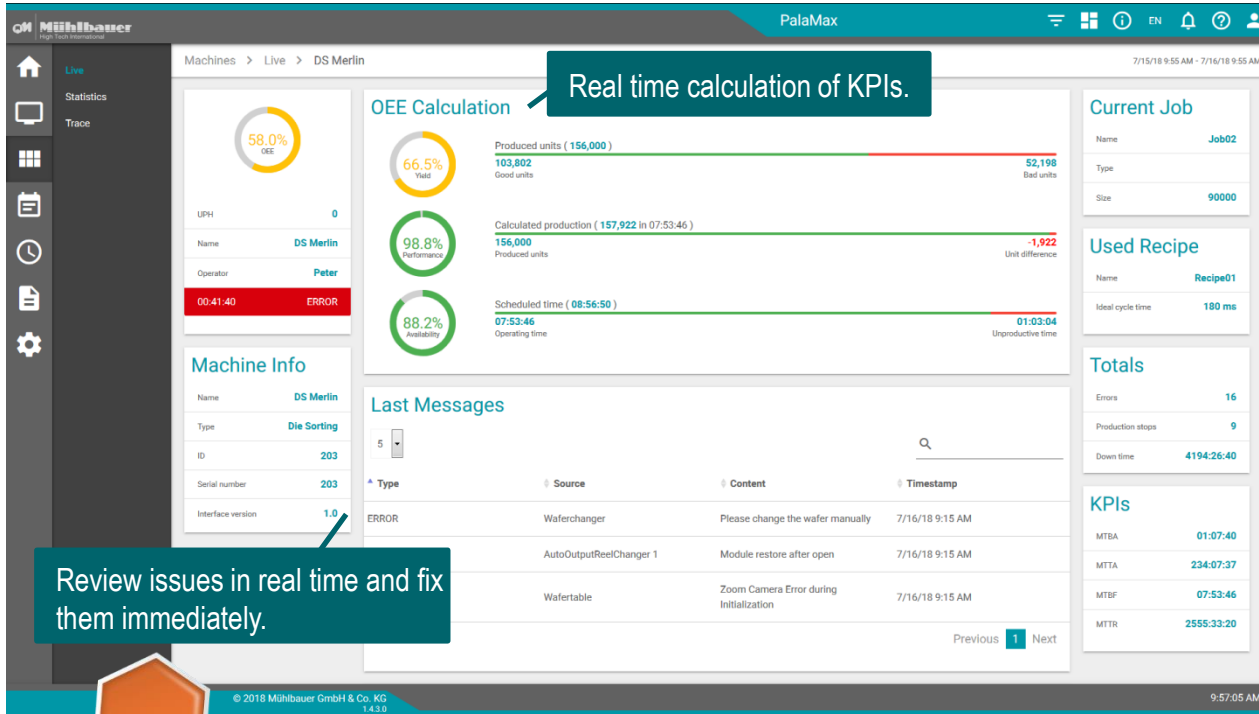
Real time factory monitoring.

## Menu – Machines Live:

(Filter for machines and time does apply)

1. Machine name
2. Machine type
3. Visualization of selected KPI
4. Loaded Job
5. Loaded Recipe
6. Current Throughput / Units per Hour (UPH)
7. Ratio Good Units to Bad Units for last job
8. Machine state and state duration





**Real time calculation of KPIs.**

**Review issues in real time and fix them immediately.**

**OEE Calculation**

- Produced units (156,000): 103,802 Good units / 52,198 Bad units
- Calculated production (157,922 in 07:53:46): 156,000 Produced units / -1,922 Unit difference
- Scheduled time (08:56:50): 07:53:46 Operating time / 01:03:04 Unproductive time

**Machine Info**

- Name: DS Merlin
- Type: Die Sorting
- ID: 203
- Serial number: 203
- Interface version: 1.0

**Last Messages**

Type	Source	Content	Timestamp
ERROR	Waferchanger	Please change the wafer manually	7/16/18 9:15 AM
	AutoOutputReelChanger 1	Module restore after open	7/16/18 9:15 AM
	Waferstable	Zoom Camera Error during Initialization	7/16/18 9:15 AM

**Current Job**

- Name: Job02
- Type:
- Size: 90000

**Used Recipe**

- Name: Recipe01
- Ideal cycle time: 180 ms

**Totals**

- Errors: 16
- Production stops: 9
- Down time: 4194:26:40

**KPIs**

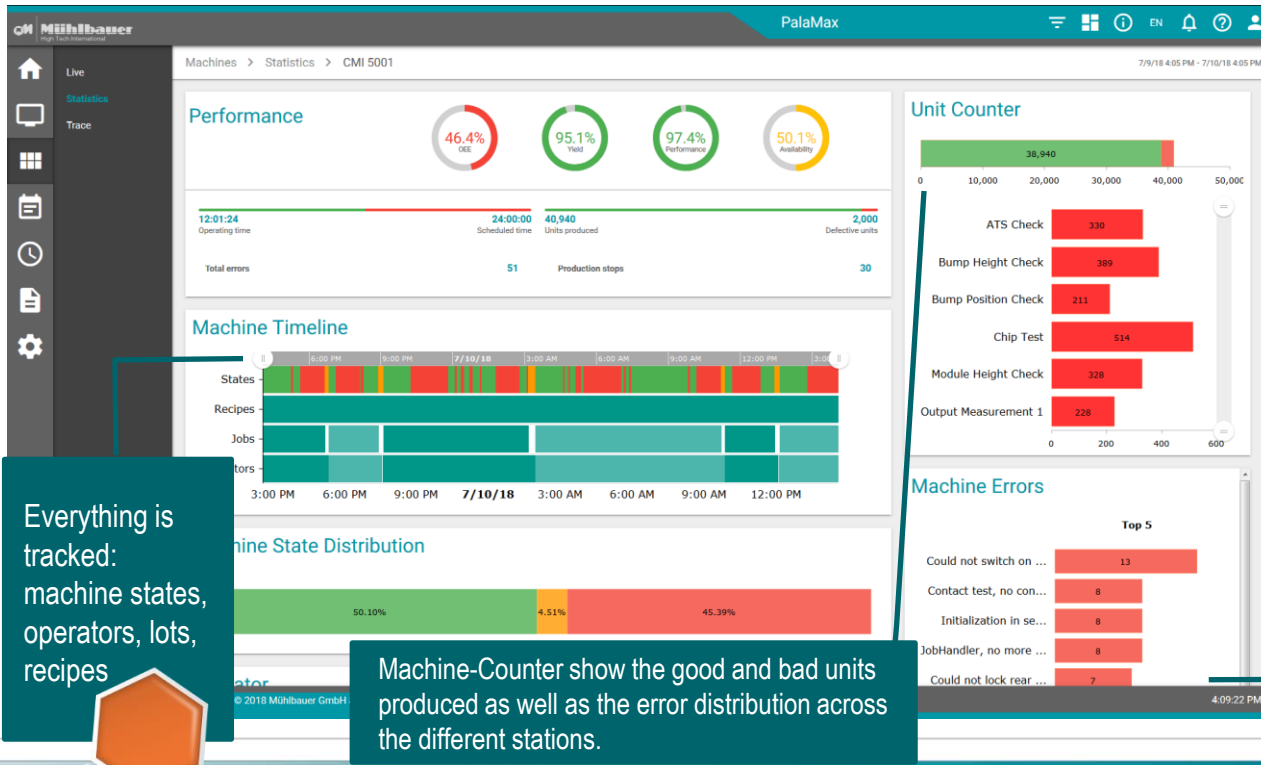
- MTBA: 01:07:40
- MTTA: 234:07:37
- MTBF: 07:53:46
- MTRR: 2555:33:20

© 2018 Mühlbauer GmbH & Co. KG 1.4.3.9 9:57:05 AM

## Machine Live:

### Get real time KPIs at a glance!

- OEE
- Yield: number of units coming out of a process/number of units going into the process
- Performance: compares actual time needed and what time was needed in the past, for the same product with the same machine
- Availability: equipment's functioning time vs. unproductive time



## Machine Statistics:

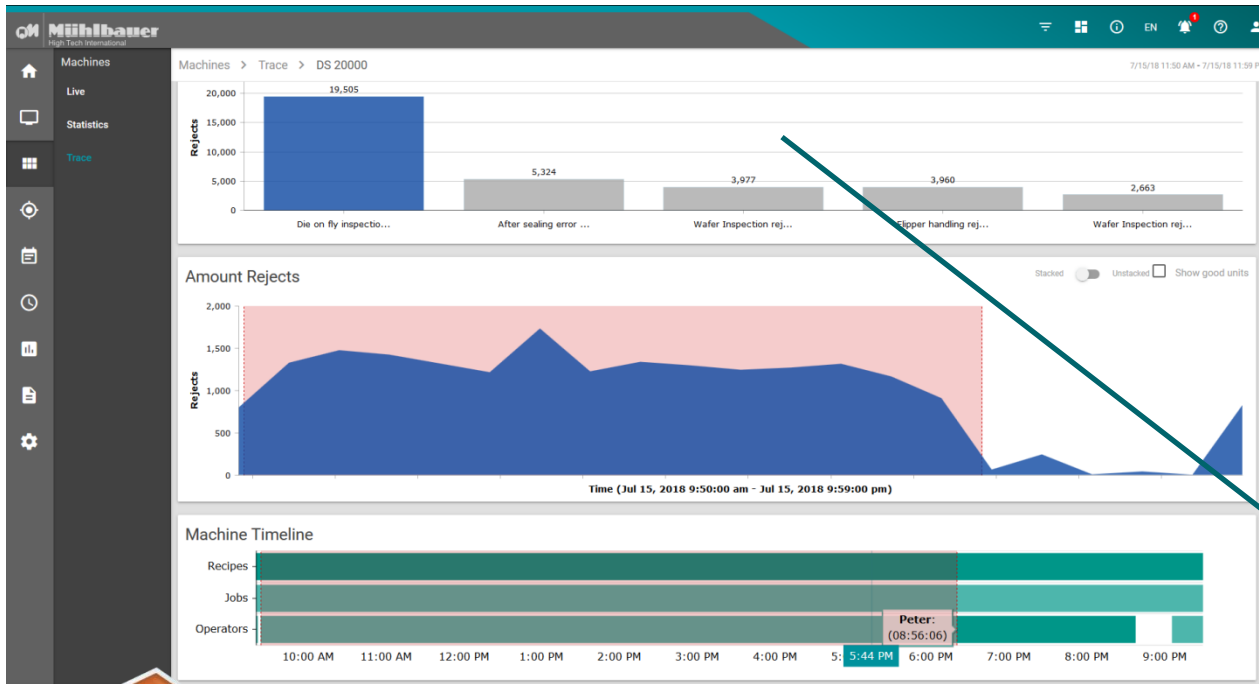
Visualizes historical machine data:

- Performance Indicators (OEE, Yield, Performance, Availability)
- Timeline views of the machine states, loaded recipes respectively jobs and operators
- Unit counters for the whole machine as well as for each machine module
- Machine errors

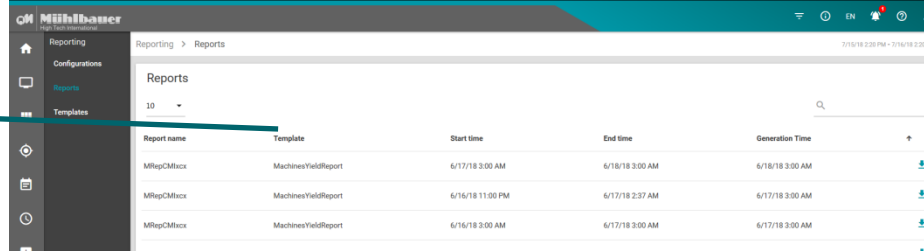
## Machine Trace:

- Detailed reporting tools
- Drill-down analysis
- Identify reject reasons and their root causes
- Improve production flow

View Top reject reasons and their distribution over time + machine time line including recipes, jobs and operators.



Reports are automatically distributed and sent by mail or available for later download.

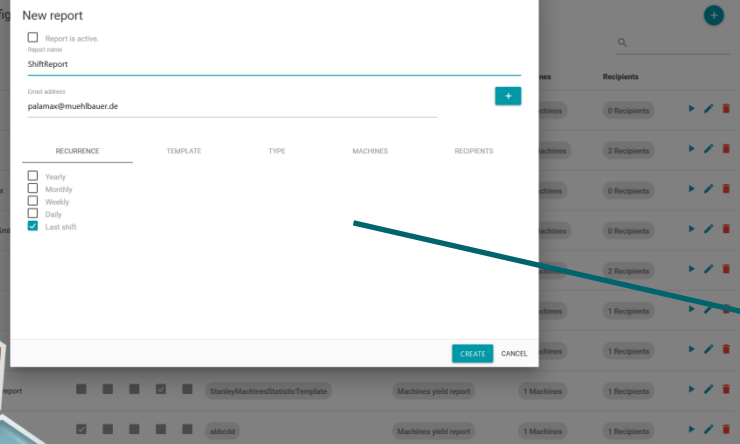


Report name	Template	Start time	End time	Generation Time
MRepCMtccx	MachinesYieldReport	6/17/18 3:00 AM	6/18/18 3:00 AM	6/17/18 3:00 AM
MRepCMtccx	MachinesYieldReport	6/16/18 11:00 PM	6/17/18 2:37 AM	6/17/18 3:00 AM
MRepCMtccx	MachinesYieldReport	6/16/18 3:00 AM	6/17/18 3:00 AM	6/17/18 3:00 AM

## Stay informed with automatic generated reports and notifications:

- Tailor reports to display what you want and need
- Create custom reports
- Create and upload your custom templates with Microsoft Excel
- Configure PalaMax with your schedules, notifications, alerts and recipients lists

Create reports based on your requirements: your template, your machine selection, your defined time of creation.



**New report**

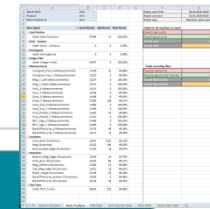
Report is active.

Report name: ShiftReport

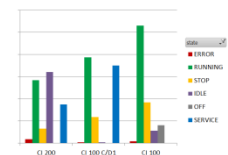
Email address: palamax@muehlbauer.de

RECCURENCE	TEMPLATE	TYPE	MACHINES	RECIPIENTS
<input type="checkbox"/> Yearly <input type="checkbox"/> Monthly <input type="checkbox"/> Weekly <input type="checkbox"/> Daily <input checked="" type="checkbox"/> Last shift				

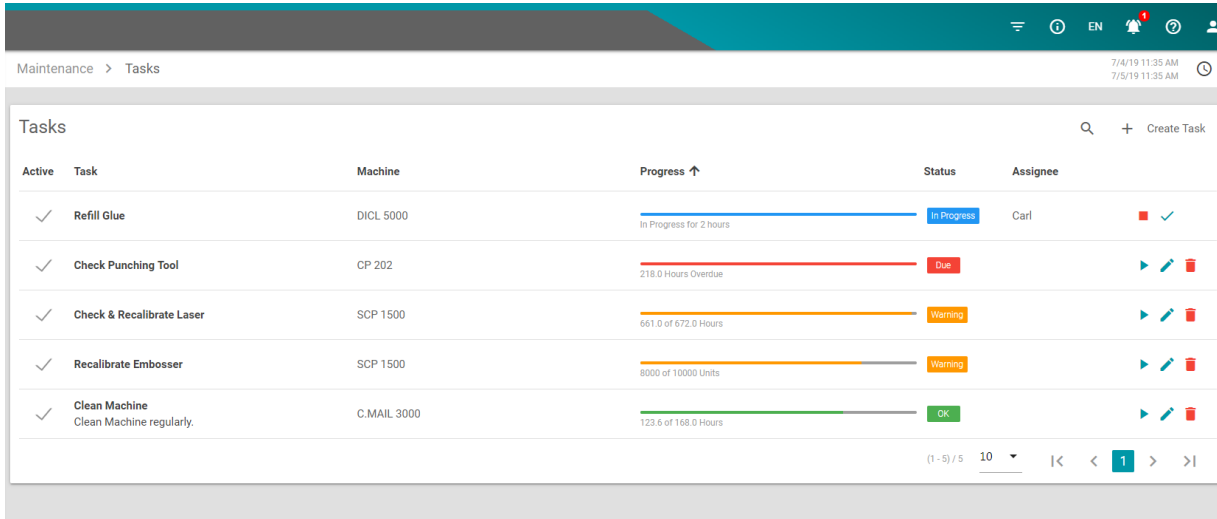
CREATE CANCEL



Machines State-Distribution







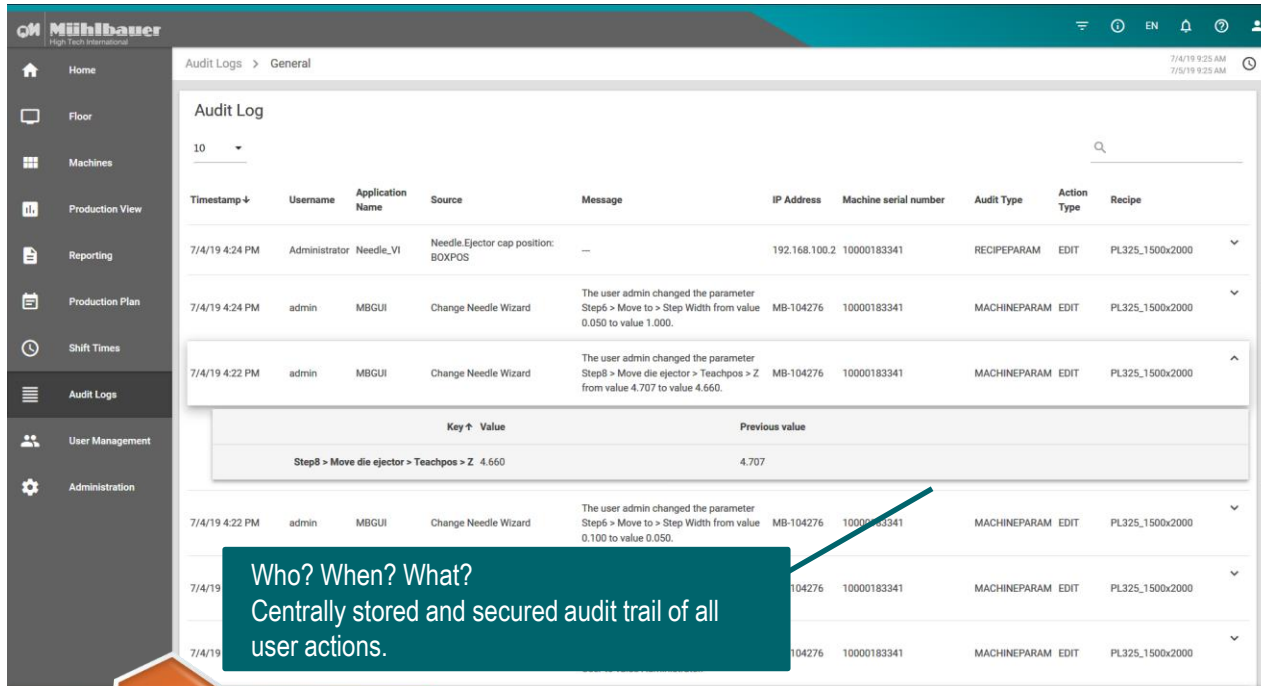
Active	Task	Machine	Progress ↑	Status	Assignee
✓	Refill Glue	DICL 5000	In Progress for 2 hours	In Progress	Carl
✓	Check Punching Tool	CP 202	218.0 Hours Overdue	Due	
✓	Check & Recalibrate Laser	SCP 1500	661.0 of 672.0 Hours	Warning	
✓	Recalibrate Embosser	SCP 1500	8000 of 10000 Units	Warning	
✓	Clean Machine Clean Machine regularly.	C.MAIL 3000	123.6 of 168.0 Hours	OK	

## Preventive Maintenance:

Unplanned stoppages of the production may risk an agreed delivery time:

- Plan preventive scheduled maintenance more efficiently
- Save maintenance cost due to the precise determination of the actual need





**Audit Log**

Timestamp	Username	Application Name	Source	Message	IP Address	Machine serial number	Audit Type	Action Type	Recipe	
7/4/19 4:24 PM	Administrator	Needle_VI	Needle.Ejector cap position: BOXPOS	---	192.168.100.2	10000183341	RECIPLEPARAM	EDIT	PL325_1500x2000	
7/4/19 4:24 PM	admin	MBGUI	Change Needle Wizard	The user admin changed the parameter Step6 > Move to > Step Width from value 0.050 to value 1.000.	MB-104276	10000183341	MACHINEPARAM	EDIT	PL325_1500x2000	
7/4/19 4:22 PM	admin	MBGUI	Change Needle Wizard	The user admin changed the parameter Step8 > Move die ejector > Teachpos > Z from value 4.707 to value 4.660.	MB-104276	10000183341	MACHINEPARAM	EDIT	PL325_1500x2000	
				<b>Key ↑ Value</b>	<b>Previous value</b>					
				Step8 > Move die ejector > Teachpos > Z 4.660	4.707					
7/4/19 4:22 PM	admin	MBGUI	Change Needle Wizard	The user admin changed the parameter Step6 > Move to > Step Width from value 0.100 to value 0.050.	MB-104276	10000183341	MACHINEPARAM	EDIT	PL325_1500x2000	
7/4/19					104276	10000183341	MACHINEPARAM	EDIT	PL325_1500x2000	
7/4/19					104276	10000183341	MACHINEPARAM	EDIT	PL325_1500x2000	

**Who? When? What?**  
Centrally stored and secured audit trail of all user actions.

## Audit:

Document and audit user action from PalaMax and machines:

- Every single user action is recorded and stored, e.g.:
  - User Login/Logout
  - Parameter and Recipe changes
- Rich set of auditing capabilities according to Payment Card Industry Data Security Standard (PCI DSS)
- Complete, easy and central review of audit trails

# TRANSPARENCY OF YOUR PRODUCTION

## Instant Visibility:

- Real time KPIs at a glance: Overall Equipment Effectiveness (OEE), Yield, Performance, Availability
- Visualization of all valuable machine data in real-time with interactive charts, graphs and more from any web-enabled device or PC and generate informative reports
- Gives managers the insight they need in order to improve operations while allowing the management to make better fact-based decisions

## Return On Investment:

- Spot trends and identify opportunities for improvement when they happen due to real-time monitoring.
- Immediate intervention before major defects occur.
- Run your production with improved security and optimally employed staff



### Security and Compliance:

- You are in **full control** of your data
- All data is **stored locally** on your own servers – forever
- Your **data is safe** on your IT infrastructure
- **Compliance** with ISO and PCI standards

### Accessibility:

- Utilizes **responsive web design**
- Avoids expensive installation of Application Software on the individual device
- Accessible from any web enabled device

### Securing your Future Competitiveness:

- New Business Models
- New Services





## Production Transparency – PalaMax



*“Mühlbauer has done a great job! We have been dreaming about such a system for more than 10 years. It's definitely changing our way of seeing our production processes.”*



**ams Sensors, Singapore**

Semiconductor



**CompoSecure, USA**

Card Production



**ForzaCard, Mexico**

Card Production and Personalization



**Medtronic, USA**

Medical

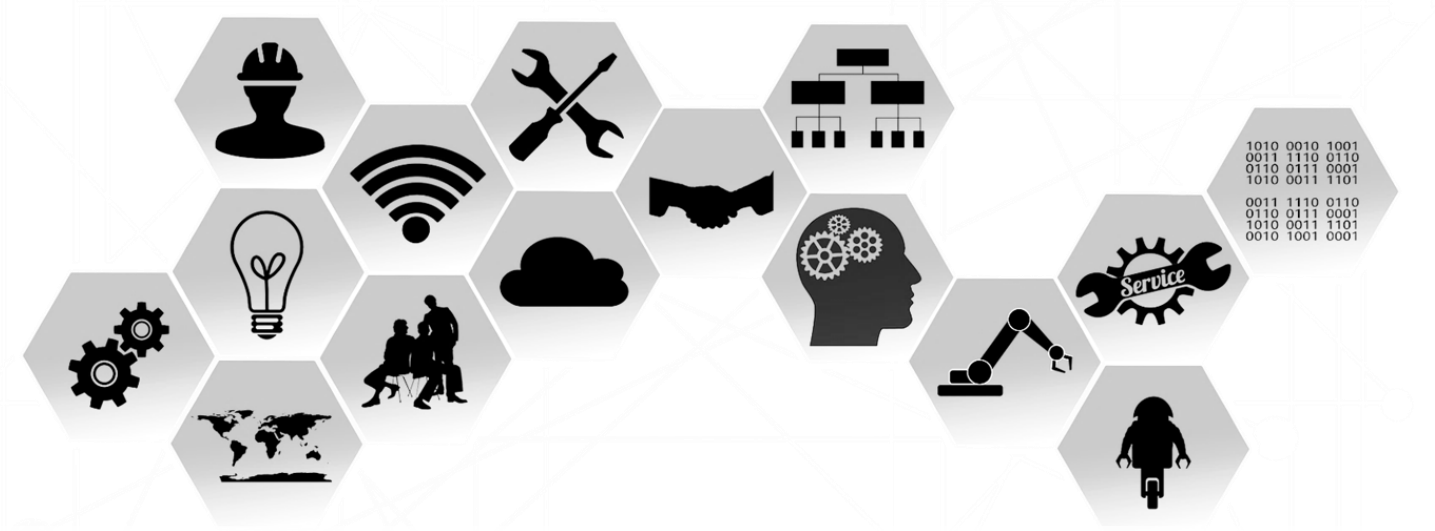


**ZCSTC, China**

Security Document Production and Personalization



# Summary – Smart Factory



Smart Factory touches all facets of a production and transforms the current way of manufacturing by increasing the level of automation. **we have Domain Knowledge** The intelligent use of the production data available **we use Industry Standards** facilitates meeting the customer's requirements for shorter turnaround times, local production with short manufacturing distances and cost savings. **we provide everything from one hand** **we provide support throughout the world**



- Domain Knowledge
- Competence in hardware, electronics, software
- Everything from one hand
- Confidence of governments & public authorities worldwide
- Trust and reliability - our most important values
- Convincing by high speed, best quality & strict customer orientation
- Planning, risk management, effective monitoring & support
- Close partnerships with all stakeholders

**YOUR TRUST IS OUR GREATEST MOTIVATION TO  
TURN EVERY CHALLENGE INTO A SUCCESS STORY.**





MÜHLBAUER GMBH & Co. KG  
Josef-Mühlbauer-Platz 1  
93426 Roding

Phone: +49 9461 952 0  
Fax: +49 9461 952 1101  
Mail: [info@muehlbauer.de](mailto:info@muehlbauer.de)  
Web: [www.muehlbauer.de](http://www.muehlbauer.de)

